




Paid Jobs	Farm Family Members	Wages	Revenues
1,040	0	\$37 M	\$86 M

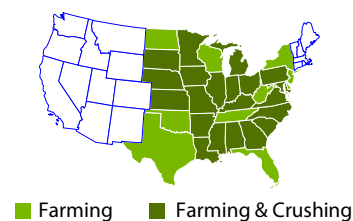
Key State Results by Stage in the Value Chain

	Jobs	Wages	Revenues *
 Elevators	560	\$19 M	\$44 M
 Soy Biodiesel Production	20	\$0.8 M	\$2 M
 Feed Milling	470	\$17 M	\$21 M

* Revenues represent the value *added* to soy at each stage. This avoids double-counting the value of preceding stages.

Total National Results

The national soybean sector has a total impact on America's economy of almost \$116 billion – the equivalent of more than 0.65 percent of the U.S. GDP, and up to 9 percent of the GDP for certain states.



Paid Jobs	Farm Family Members	Wages	Revenues
280,000	78,000	\$11.6 B	\$115.8 B

- To perform this analysis, LMC estimated direct impacts and then applied multipliers from the U.S. Department of Commerce Bureau of Economic Analysis, which prepares them for 369 detailed industries.
- Jobs are presented on a *full-time equivalent* basis, so a seasonal worker is counted as part of a job.
- The state numbers do not add up to the totals, because several small impacts are not displayed.