



Paid Jobs

24,790

Farm Family Members

6,215



Wages

\$911 M

Revenues

\$9,549 M

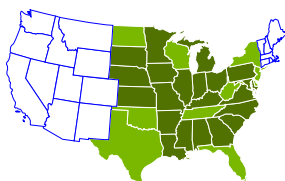
Key State Results by Stage in the Value Chain

		Jobs	Wages	Revenues *
	Soybean Production	12,850	\$481 M	\$7,395 M
	Soybean Delivery to crushing facility or point of export	1,850	\$58 M	\$188 M
	Elevators	4,150	\$130 M	\$301 M
	Crushing	2,070	\$65 M	\$1,014 M
	Soy Oil Refining	810	\$52 M	\$160 M
	Soy Biodiesel Production	260	\$13 M	\$31 M
	Port	30	\$3 M	\$11 M
	Feed Milling	2,000	\$77 M	\$95 M
	Selected Food Use	790	\$34 M	\$208 M

* Revenues represent the value *added* to soy at each stage. This avoids double-counting the value of preceding stages.

Total National Results

The national soybean sector has a total impact on America's economy of almost \$116 billion – the equivalent of more than 0.65 percent of the U.S. GDP, and up to 9 percent of the GDP for certain states.



■ Farming ■ Farming & Crushing

Paid Jobs

280,000

Farm Family Members

78,000

Wages

\$11.6 B

Revenues

\$115.8 B

- To perform this analysis, LMC estimated direct impacts and then applied multipliers from the U.S. Department of Commerce Bureau of Economic Analysis, which prepares them for 369 detailed industries.
- Jobs are presented on a *full-time equivalent* basis, so a seasonal worker is counted as part of a job.
- The state numbers do not add up to the totals, because several small impacts are not displayed.