



Paid Jobs

160

Farm Family Members

100





Wages

\$8 M

Revenues

\$75 M

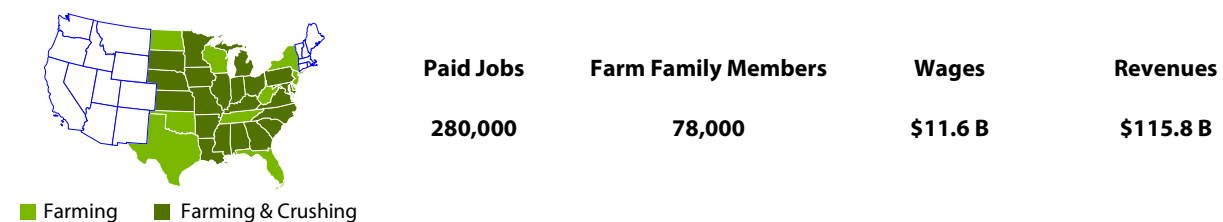
Key State Results by Stage in the Value Chain

		Jobs	Wages	Revenues *
	Soybean Production	110	\$6 M	\$71 M
	Soybean Delivery to crushing facility or point of export	10	\$0.5 M	\$1.6 M
	Elevators	20	\$0.6 M	\$1.4 M
	Feed Milling	20	\$0.9 M	\$1.1 M

* Revenues represent the value *added* to soy at each stage. This avoids double-counting the value of preceding stages.

Total National Results

The national soybean sector has a total impact on America's economy of almost \$116 billion – the equivalent of more than 0.65 percent of the U.S. GDP, and up to 9 percent of the GDP for certain states.



- To perform this analysis, LMC estimated direct impacts and then applied multipliers from the U.S. Department of Commerce Bureau of Economic Analysis, which prepares them for 369 detailed industries.
- Jobs are presented on a *full-time equivalent* basis, so a seasonal worker is counted as part of a job.
- The state numbers do not add up to the totals, because several small impacts are not displayed.