



Paid Jobs

310

Farm Family Members

0



Wages

\$13 M

Revenues

\$30 M

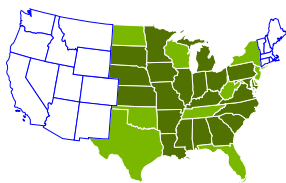
Key State Results by Stage in the Value Chain

		Jobs	Wages	Revenues *
	Elevators	100	\$4 M	\$8 M
	Feed Milling	200	\$10 M	\$12 M

* Revenues represent the value *added* to soy at each stage.

Total National Results

The national soybean sector has a total impact on America's economy of almost \$116 billion – the equivalent of more than 0.65 percent of the U.S. GDP, and up to 9 percent of the GDP for certain states.



■ Farming ■ Farming & Crushing

Paid Jobs

280,000

Farm Family Members

78,000

Wages

\$11.6 B

Revenues

\$115.8 B

- To perform this analysis, LMC estimated direct impacts and then applied multipliers from the U.S. Department of Commerce Bureau of Economic Analysis, which prepares them for 369 detailed industries.
- Jobs are presented on a *full-time equivalent* basis, so a seasonal worker is counted as part of a job.
- The state numbers do not add up to the totals, because several small impacts are not displayed.