









Paid Jobs	Farm Family Members	Wages	Revenues
1,310	540	\$56 M	\$384 M

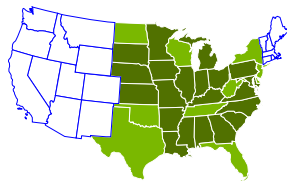
Key State Results by Stage in the Value Chain

		Jobs	Wages	Revenues *
	Soybean Production	810	\$37 M	\$243 M
	Soybean Delivery to crushing facility or point of export	40	\$1.3 M	\$4 M
	Crushing	180	\$6 M	\$57 M
	Soy Biodiesel Production	150	\$7 M	\$18 M
	Port	4	\$0.4 M	\$5 M
	Feed Milling	130	\$4 M	\$5 M

* Revenues represent the value *added* to soy at each stage. This avoids double-counting the value of preceding stages.

Total National Results

The national soybean sector has a total impact on America's economy of almost \$116 billion – the equivalent of more than 0.65 percent of the U.S. GDP, and up to 9 percent of the GDP for certain states.



■ Farming ■ Farming & Crushing

Paid Jobs	Farm Family Members	Wages	Revenues
280,000	78,000	\$11.6 B	\$115.8 B

- To perform this analysis, LMC estimated direct impacts and then applied multipliers from the U.S. Department of Commerce Bureau of Economic Analysis, which prepares them for 369 detailed industries.
- Jobs are presented on a *full-time equivalent* basis, so a seasonal worker is counted as part of a job.
- The state numbers do not add up to the totals, because several small impacts are not displayed.