











# ARKANSAS | ECONOMIC IMPACT OF SOYBEANS

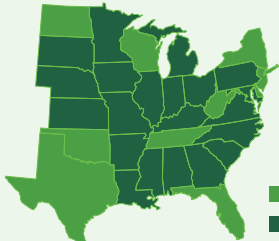
FARM FAMILY MEMBERS	PAID JOBS	WAGES	REVENUES
3,530	10,380	\$442M	\$4,213M

## ARKANSAS RESULTS BY STAGE IN THE VALUE CHAIN

	JOBS	WAGES	REVENUES*
 <b>Soybean Production</b>	6,420	\$297M	\$3,497M
 <b>Soybean Delivery</b> to crushing facility or point of export	700	\$24M	\$80M
 <b>Elevators</b>	2,500	\$86M	\$198M
 <b>Crushing</b>	270	\$9M	\$101M
 <b>Soy Oil Refining</b>	110	\$8M	\$16M
 <b>Soy Biodiesel Production</b>	40	\$2M	\$5M
 <b>Feed Milling</b>	210	\$9M	\$12M
 <b>Selected Food Use</b>	120	\$6M	\$49M

\*Revenues represent the value added to soy at each stage. This avoids double-counting the value of preceding stages.

## TOTAL NATIONAL RESULTS

	FARM FAMILY MEMBERS	PAID JOBS	WAGES	REVENUES
	78,000	280,000	\$11.6B	\$115.8B

*The national soybean sector has a total impact on America's economy of almost \$116 billion — the equivalent of more than 0.65% of the U.S. GDP, and up to 9% of the GDP for certain states.*

- To perform this analysis, LMC International estimated direct impacts and then applied multipliers from the U.S. Bureau of Economic Analysis, which prepares them for 369 detailed industries.
- Jobs are presented on a full-time equivalent basis, so a seasonal worker is counted as part of a job.
- The state numbers do not add up to the totals, because several small impacts are not displayed.

Handout for Educational Purposes Only

©2020 United Soybean Board and National Oilseed Processors Association. [59819-3 4/20]

