











# IOWA | ECONOMIC IMPACT OF SOYBEANS

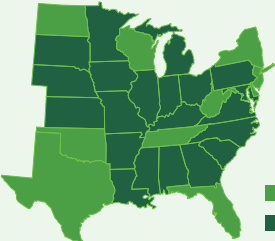
FARM FAMILY MEMBERS	PAID JOBS	WAGES	REVENUES
8,065	37,280	\$1,310M	\$15B

## IOWA RESULTS BY STAGE IN THE VALUE CHAIN

	JOBS	WAGES	REVENUES*
 <b>Soybean Production</b>	19,930	\$651M	\$11,517M
 <b>Soybean Delivery</b> to crushing facility or point of export	2,380	\$83M	\$271M
 <b>Elevators</b>	6,670	\$236M	\$538M
 <b>Crushing</b>	3,820	\$135M	\$1,759M
 <b>Soy Oil Refining</b>	910	\$61M	\$172M
 <b>Soy Biodiesel Production</b>	760	\$40M	\$93M
 <b>Feed Milling</b>	1,920	\$69M	\$90M
 <b>Selected Food Use</b>	890	\$35M	\$221M

\*Revenues represent the value added to soy at each stage. This avoids double-counting the value of preceding stages.

## TOTAL NATIONAL RESULTS

	FARM FAMILY MEMBERS	PAID JOBS	WAGES	REVENUES
	78,000	280,000	\$11.6B	\$115.8B

**FARMING**  
**FARMING & CRUSHING**

*The national soybean sector has a total impact on America's economy of almost \$116 billion — the equivalent of more than 0.65% of the U.S. GDP, and up to 9% of the GDP for certain states.*

- To perform this analysis, LMC International estimated direct impacts and then applied multipliers from the U.S. Bureau of Economic Analysis, which prepares them for 369 detailed industries.
- Jobs are presented on a full-time equivalent basis, so a seasonal worker is counted as part of a job.
- The state numbers do not add up to the totals, because several small impacts are not displayed.

Handout for Educational Purposes Only

©2020 United Soybean Board and National Oilseed Processors Association. [59819-3 4/20]

