










# KANSAS | ECONOMIC IMPACT OF SOYBEANS

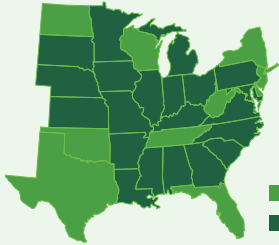
FARM FAMILY MEMBERS	PAID JOBS	WAGES	REVENUES
3,655	14,190	\$579M	\$4,681M

## KANSAS RESULTS BY STAGE IN THE VALUE CHAIN

	JOBS	WAGES	REVENUES*
 <b>Soybean Production</b>	6,230	\$264M	\$3,392M
 <b>Soybean Delivery</b> to crushing facility or point of export	660	\$25M	\$83M
 <b>Elevators</b>	4,650	\$179M	\$418M
 <b>Crushing</b>	560	\$21M	\$316M
 <b>Soy Oil Refining</b>	190	\$11M	\$35M
 <b>Feed Milling</b>	1,060	\$42M	\$54M
 <b>Selected Food Use</b>	830	\$36M	\$339M

\*Revenues represent the value added to soy at each stage. This avoids double-counting the value of preceding stages.

## TOTAL NATIONAL RESULTS

	FARM FAMILY MEMBERS	PAID JOBS	WAGES	REVENUES
	78,000	280,000	\$11.6B	\$115.8B

**■ FARMING**  
**■ FARMING & CRUSHING**

*The national soybean sector has a total impact on America's economy of almost \$116 billion — the equivalent of more than 0.65% of the U.S. GDP, and up to 9% of the GDP for certain states.*

- To perform this analysis, LMC International estimated direct impacts and then applied multipliers from the U.S. Bureau of Economic Analysis, which prepares them for 369 detailed industries.
- Jobs are presented on a full-time equivalent basis, so a seasonal worker is counted as part of a job.
- The state numbers do not add up to the totals, because several small impacts are not displayed.

Handout for Educational Purposes Only

©2020 United Soybean Board and National Oilseed Processors Association. [59819-3 4/20]

