








MISSISSIPPI | ECONOMIC IMPACT OF SOYBEANS

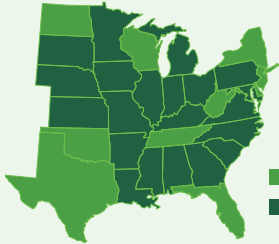
FARM FAMILY MEMBERS	PAID JOBS	WAGES	REVENUES
3,045	8,660	\$374M	\$2,787M

MISSISSIPPI RESULTS BY STAGE IN THE VALUE CHAIN

	JOB	WAGES	REVENUES*
 Soybean Production	7,210	\$316M	\$2,442M
 Soybean Delivery to crushing facility or point of export	450	\$16M	\$54M
 Elevators	430	\$15M	\$35M
 Soy Biodiesel Production	420	\$20M	\$51M
 Feed Milling	150	\$6M	\$7M

*Revenues represent the value added to soy at each stage. This avoids double-counting the value of preceding stages. *Note:* Soybean crushing began in Pennsylvania since the period covered by the study.

TOTAL NATIONAL RESULTS

	FARM FAMILY MEMBERS	PAID JOBS	WAGES	REVENUES
 <ul style="list-style-type: none"> ■ FARMING ■ FARMING & CRUSHING 	78,000	280,000	\$11.6B	\$115.8B

The national soybean sector has a total impact on America's economy of almost \$116 billion — the equivalent of more than 0.65% of the U.S. GDP, and up to 9% of the GDP for certain states.

- To perform this analysis, LMC International estimated direct impacts and then applied multipliers from the U.S. Bureau of Economic Analysis, which prepares them for 369 detailed industries.
- Jobs are presented on a *full-time equivalent* basis, so a seasonal worker is counted as part of a job.
- The state numbers do not add up to the totals, because several small impacts are not displayed.

Handout for Educational Purposes Only

©2020 United Soybean Board and National Oilseed Processors Association. [59819-3 4/20]

