











MISSOURI | ECONOMIC IMPACT OF SOYBEANS

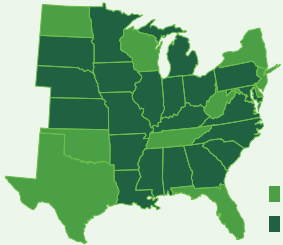
FARM FAMILY MEMBERS	PAID JOBS	WAGES	REVENUES
5,830	16,730	\$697M	\$6.5B

MISSOURI RESULTS BY STAGE IN THE VALUE CHAIN

	JOBS	WAGES	REVENUES*
 Soybean Production	10,050	\$473M	\$5,343M
 Soybean Delivery to crushing facility or point of export	1,340	\$39M	\$129M
 Elevators	1,440	\$43M	\$96M
 Crushing	1,250	\$37M	\$548M
 Soy Oil Refining	170	\$8M	\$16M
 Soy Biodiesel Production	1,120	\$44M	\$135M
 Feed Milling	1,290	\$49M	\$61M
 Selected Food Use	70	\$3M	\$19M

*Revenues represent the value added to soy at each stage. This avoids double-counting the value of preceding stages.

TOTAL NATIONAL RESULTS

	FARM FAMILY MEMBERS	PAID JOBS	WAGES	REVENUES
	78,000	280,000	\$11.6B	\$115.8B

FARMING
FARMING & CRUSHING

The national soybean sector has a total impact on America's economy of almost \$116 billion — the equivalent of more than 0.65% of the U.S. GDP, and up to 9% of the GDP for certain states.

- To perform this analysis, LMC International estimated direct impacts and then applied multipliers from the U.S. Bureau of Economic Analysis, which prepares them for 369 detailed industries.
- Jobs are presented on a full-time equivalent basis, so a seasonal worker is counted as part of a job.
- The state numbers do not add up to the totals, because several small impacts are not displayed.

Handout for Educational Purposes Only

©2020 United Soybean Board and National Oilseed Processors Association. [59819-3 4/20]

