












# OHIO | ECONOMIC IMPACT OF SOYBEANS

FARM FAMILY MEMBERS	PAID JOBS	WAGES	REVENUES
5,275	12,780	\$603M	\$6,463M

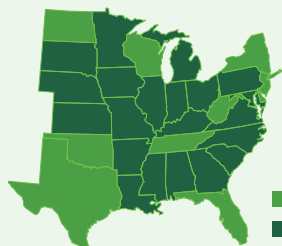
## OHIO RESULTS BY STAGE IN THE VALUE CHAIN

	JOBS	WAGES	REVENUES*
 <b>Soybean Production</b>	7,570	\$423M	\$5,557M
 <b>Soybean Delivery</b> to crushing facility or point of export	1,330	\$40M	\$135M
 <b>Elevators</b>	1,050	\$32M	\$75M
 <b>Crushing</b>	1,220	\$37M	\$393M
 <b>Soy Oil Refining</b>	240	\$12M	\$36M
 <b>Soy Biodiesel Production</b>	290	\$11M	\$35M
 <b>Port</b>	—	—	\$15M
 <b>Feed Milling</b>	820	\$36M	\$44M
 <b>Selected Food Use</b>	250	\$12M	\$91M

\*Revenues represent the value added to soy at each stage. This avoids double-counting the value of preceding stages.

## TOTAL NATIONAL RESULTS

FARM FAMILY MEMBERS	PAID JOBS	WAGES	REVENUES
78,000	280,000	\$11.6B	\$115.8B



*The national soybean sector has a total impact on America's economy of almost \$116 billion — the equivalent of more than 0.65% of the U.S. GDP, and up to 9% of the GDP for certain states.*

- To perform this analysis, LMC International estimated direct impacts and then applied multipliers from the U.S. Bureau of Economic Analysis, which prepares them for 369 detailed industries.
- Jobs are presented on a full-time equivalent basis, so a seasonal worker is counted as part of a job.
- The state numbers do not add up to the totals, because several small impacts are not displayed.

Handout for Educational Purposes Only

© 2020 United Soybean Board and National Oilseed Processors Association. [59819-3 4/20]

