









SOUTH CAROLINA | ECONOMIC IMPACT OF SOYBEANS

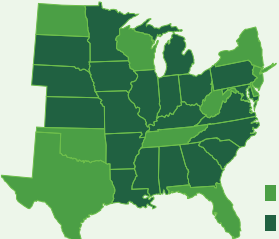
FARM FAMILY MEMBERS	PAID JOBS	WAGES	REVENUES
540	1,310	\$56M	\$384M

SOUTH CAROLINA RESULTS BY STAGE IN THE VALUE CHAIN

	JOBS	WAGES	REVENUES*
 Soybean Production	810	\$37M	\$243M
 Soybean Delivery to crushing facility or point of export	40	\$1.3M	\$4M
 Crushing	180	\$6M	\$57M
 Soy Biodiesel Production	150	\$7M	\$18M
 Port	4	\$0.4M	\$5M
 Feed Milling	130	\$4M	\$5M

*Revenues represent the value added to soy at each stage. This avoids double-counting the value of preceding stages.

TOTAL NATIONAL RESULTS

	FARM FAMILY MEMBERS	PAID JOBS	WAGES	REVENUES
	78,000	280,000	\$11.6B	\$115.8B

■ FARMING
■ FARMING & CRUSHING

The national soybean sector has a total impact on America's economy of almost \$116 billion — the equivalent of more than 0.65% of the U.S. GDP, and up to 9% of the GDP for certain states.

- To perform this analysis, LMC International estimated direct impacts and then applied multipliers from the U.S. Bureau of Economic Analysis, which prepares them for 369 detailed industries.
- Jobs are presented on a full-time equivalent basis, so a seasonal worker is counted as part of a job.
- The state numbers do not add up to the totals, because several small impacts are not displayed.

Handout for Educational Purposes Only

©2020 United Soybean Board and National Oilseed Processors Association. [59819-3 4/20]

