







# WASHINGTON | ECONOMIC IMPACT OF SOYBEANS

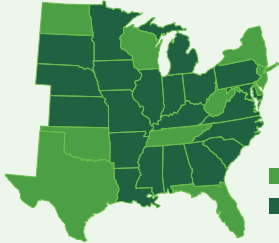
FARM FAMILY MEMBERS	PAID JOBS	WAGES	REVENUES
0	1,130	\$58M	\$353M

## WASHINGTON RESULTS BY STAGE IN THE VALUE CHAIN

	JOB	WAGES	REVENUES*
 <b>Elevators</b>	240	\$10M	\$23M
 <b>Soy Biodiesel Production</b>	530	\$30M	\$64M
 <b>Port</b>	30	\$3M	\$229M
 <b>Feed Milling</b>	320	\$15M	\$19M

\*Revenues represent the value added to soy at each stage. This avoids double-counting the value of preceding stages. *Note:* Soybean crushing began in Pennsylvania since the period covered by the study.

## TOTAL NATIONAL RESULTS

	FARM FAMILY MEMBERS	PAID JOBS	WAGES	REVENUES
 <ul style="list-style-type: none"> <li><span style="color: green;">■</span> FARMING</li> <li><span style="color: darkgreen;">■</span> FARMING &amp; CRUSHING</li> </ul>	78,000	280,000	\$11.6B	\$115.8B

*The national soybean sector has a total impact on America's economy of almost \$116 billion — the equivalent of more than 0.65% of the U.S. GDP, and up to 9% of the GDP for certain states.*

- To perform this analysis, LMC International estimated direct impacts and then applied multipliers from the U.S. Bureau of Economic Analysis, which prepares them for 369 detailed industries.
- Jobs are presented on a *full-time equivalent* basis, so a seasonal worker is counted as part of a job.
- The state numbers do not add up to the totals, because several small impacts are not displayed.

Handout for Educational Purposes Only

©2020 United Soybean Board and National Oilseed Processors Association. [59819-3 4/20]

